

SML01

SURFACE MOUNTED LIGHT

TECHNICAL SPECIFICATION

Housing: Aluminum Housing.

Protection: IP20.

Light Shade: Opal PS diffuser.

Rendering Index: CRI > 80

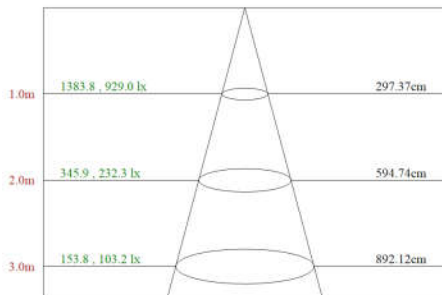
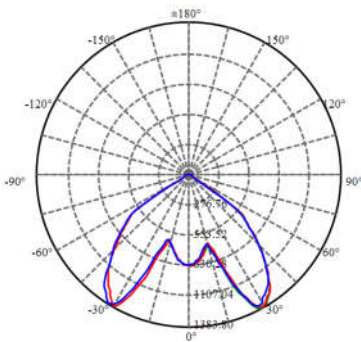
Available CCT: 3000K, 4000, 6500K.

Light Source: SMD2835

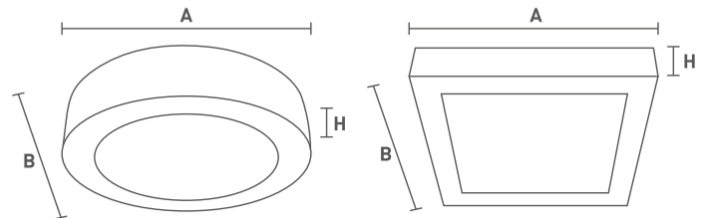
Lifetime: 30,000 Hrs 25C. 3Y warranty CB Comply.



PHOTOMETRIC DATA



Dimensiones



ORDERING INFORMATION

FAMILY SIZE	MAX WATTAGE	OUTPUT LUMEN	OUTER SIZE(A,B)	HEIGHT (H)
SML01-16	16W	1200LM	120MM, 40MM	40MM
SML01-24	24W	2000LM	170MM, 40MM	40MM
SML01-32	32W	2700LM	225MM, 40MM	40MM

ZHONGSHAN LUMIDENSE TRADING CO LTD.

Room 2008, Yihualingfeng Building,
No.38 Yuelai south Road, Shiqi district,
Zhongshan city, china.
P.O.:528400

Phone: +86 760-88238830
Mobile: +86 131 2934 5064
Website: www.lumidense.com
Email: lumidense@lumidense.com